



**Borough of Poole**

# **Childcare Sufficiency Review 2018**

**November 2018**

**Authors:**

**Paula Foster  
(Research and Information Officer)**

**Darren Buckley  
(Senior Childcare Sufficiency and Funding Officer)**

## Contents

<b>1. Assessment and summary</b> .....	<b>2</b>
About Childcare Sufficiency Assessments.....	2
Overall sufficiency in our area.....	2
<b>2. Demand for Childcare</b> .....	<b>5</b>
Demographic Context.....	5
Birth Rates .....	5
Population of early year’s children .....	5
Early Years Population Projections.....	6
Population of school age children .....	7
Number of children with special educational needs and disabilities (SEND) .....	7
Economic Profile .....	8
Working parents.....	9
Changes to the population of the children in our area .....	9
<b>3. Supply of childcare</b> .....	<b>10</b>
Number of early year’s providers and places.....	10
Early years: atypical hours.....	12
Number of school age providers and places.....	12
<b>4. Free early education for 2, 3 and 4 year olds</b> .....	<b>14</b>
Take up of free early education .....	15
2 year old entitlement .....	15
3&4 year old entitlement .....	15
3&4 year old extended entitlement .....	15
Residence of 2, 3 and 4 year olds accessing free early education in Poole .....	15
Comparing take up of funded early education over time (summer term data) .....	17
<b>5. Prices</b> .....	<b>17</b>
Prices of early year’s childcare .....	17
Prices of school age childcare .....	17
Comparing childcare prices over time.....	18
<b>6. Quality of childcare in our area</b> .....	<b>18</b>
Ofsted inspection grades .....	18
<b>7. Parents views of sufficiency in our local area</b> .....	<b>19</b>
<b>8. Family Information Service Enquiries</b> .....	<b>20</b>
<b>9. Methodology</b> .....	<b>21</b>

## 1. Assessment and summary

### About Childcare Sufficiency Assessments

Local Authorities are required by law to 'report annually to elected council members on how they are meeting their duty to secure sufficient childcare places for children from birth to aged 14 and up to 18 for those with disability, and make this report available and accessible to parents'. This report has been prepared in order to meet this duty.

This 2018 document will be the final review for the Borough of Poole prior to Local Government Reorganisation when, on April 1<sup>st</sup> 2019, Poole joins with Bournemouth and Christchurch to form one large unitary authority. From 2019 there will be a new BCP annual Childcare Sufficiency Review.

Having sufficient childcare places means that parents are able to find a setting that both meets their child's learning and development needs and also enables them to work or train for employment if they wish to

In this report, we have made an assessment of childcare sufficiency using data about the supply and demand of childcare places across Poole. We have included feedback from local parents about their experiences in finding suitable childcare and also their views on the new 30 hour extended free entitlement process.

We use information about childcare sufficiency to inform our work in supporting the local childcare sector.

### Overall sufficiency in our area

With the introduction of 30 hours extended entitlement for some 3 and 4 year olds (September 2017), there was a concern that the scheme would impact negatively on the number of childcare places, particularly for 2 year olds. Despite the great success in take-up of this new offer, Poole providers in the borough have accommodated all age groups successfully, with little issue raised by parents unable to find childcare in their preferred area. Currently there are sufficient childcare places for funded 2, 3 and 4 year olds in Poole although monitoring will take place in particular locations to ensure ongoing childcare sufficiency.

Early year's childcare hours outside of the free entitlement are important for parents, particularly for those requiring flexible arrangements to enable them to work or train for employment. The income generated through privately funded hours and additional services to children and parents supports the sustainability of childcare providers.

Data for school age children requiring afterschool or holiday club care is sought from providers on a regular basis and a comprehensive list of out of school care/wrap around care is included in this document.

The table below shows the priorities set in 2017 and progress made in those areas.

Priority Area	Actions	Review/Outcome
30 hours of Free Early Education for 3 and 4 year olds to support working families.	<ul style="list-style-type: none"> <li>• To continue to raise awareness and drive the take up of 30 hours Free Early Education places for 3 and 4 year olds during this year of implementation.</li> <li>• To ensure working parents have access to high quality childcare places for their children.</li> <li>• To continue to support providers to expand the number of all year round, flexible childcare places to support working families.</li> <li>• To identify areas in Poole where demand for 30 hours is higher than supply and work with providers in those areas to meet the need.</li> </ul>	<p>The new 30 hour extended entitlement has been very successful in Poole.</p> <p>Take up has been high and Poole maintains a high percentage of good and outstanding quality providers.</p> <p>We continue to offer support and encourage flexible opening hours and during this first year supply has met demand for places.</p>
The take up of Free Early Education places for disadvantaged 2 year olds.	<ul style="list-style-type: none"> <li>• To continue to drive the take up of Free Early Education places for disadvantaged 2 year olds in high quality settings and ensure that the extended entitlement for 3 and 4 year olds does not negatively impact on providers capacity to offer funded places for 2 year olds.</li> </ul>	<p>The 30 hours extended entitlement for 3 and 4 year olds has not had a detrimental effect on 2 year old places. Take up remains high.</p>
Creation of new childcare places to fill identified gaps in the market.	<ul style="list-style-type: none"> <li>• To work with sector providers in order to increase, if possible, the number of flexible, high quality, all year round places for children aged 0-5 years old in the Hamworthy East area.</li> </ul>	<p>There are now more flexible places in this area, although to date no new places have been created through expansion or new business. However there are sufficient places Borough wide and no concerns have been raised by parents regarding a lack of places.</p>

After School, Holiday and Wrap Around Care.	<ul style="list-style-type: none"> <li>To continue to encourage schools to establish increased wrap around childcare services 8am-6pm and across school holidays to support working families.</li> </ul>	This is an ongoing piece of work.
High Quality Provision.	<ul style="list-style-type: none"> <li>To continue to support new providers and those judged by Ofsted to be 'Inadequate' or 'Requires Improvement' to achieve a 'Good' .Ofsted inspection outcome.</li> <li>To continue to provide an optional bought in advice, support and training service for providers judged 'Good' and 'Outstanding' to assist with maintaining high quality.</li> </ul>	This is an ongoing piece of work.

The following priorities have been identified for 2018/19.

Priority Area	Actions	Target Date
Sufficiency of 2, 3&4 year old places in the new local authority, Bournemouth, Christchurch and Poole (BCP).	<ul style="list-style-type: none"> <li>A new Early Years Single Funding Formula will be introduced from 1<sup>st</sup> April 2019 across BCP. Some providers may see a reduction in funding and we will monitor closely to ensure ongoing sufficiency of places across BCP.</li> </ul>	September 2019
Extended Entitlement -30 hours of Free Early Education for 3&4 year olds to support working families.	<ul style="list-style-type: none"> <li>Year one was very successful, we now expect an increase in demand for year two as the offer becomes more embedded and will monitor closely to ensure that demand does not outweigh supply We will continue to encourage providers to become more flexible in the offer to parents.</li> </ul>	Ongoing
High quality provision.	<ul style="list-style-type: none"> <li>To work with providers across the new BCP authority in order to maintain high quality.</li> </ul>	Ongoing
Take up of 2 year old places.	<ul style="list-style-type: none"> <li>The take up of funded places remains a high priority. We will ensure that marketing strategies continue to encourage parent interest and that 2 year old places are not jeopardised by a potential increase in demand for 30 hours places.</li> </ul>	Ongoing

## 2. Demand for Childcare

### At a glance:

- There are 8,436 children under the age of five living in our local authority.
- The latest population figures show very little year on year change projected between 2018 and 2019 for the number of 0-4 year olds in Poole and the annual birth rate has stayed consistent over the last 5 years with little projected growth.
- The greatest number of 0-4 year olds can be found in Newtown ward, followed by Alderney and Poole Town.
- In Poole there is a high employment rate (78.5% economically active) and unemployment is low (2.5% in the 12 months to December 2017).
- Earnings in Poole are lower than national average, with housing relatively expensive.

### Demographic Context

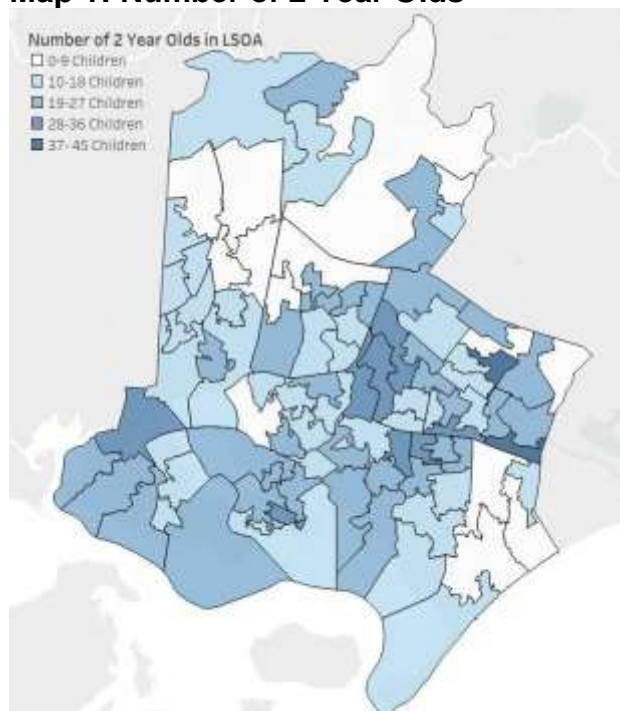
#### Birth Rates

Preliminary local authority data tells us that the annual birth rate in 2017 was 1565, a fall of nearly 50 births since the 2016 figure (table 2 below) was released. However the annual birth rate has been generally stable over the last 5 years.

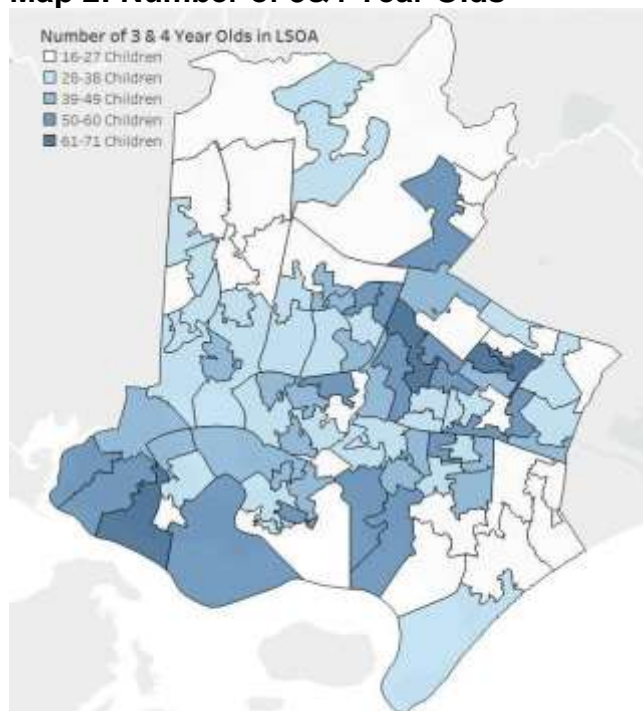
#### Population of early year's children

The latest pre school population data shows, in total, there are 8,436 children under the age of five living in our local authority.

**Map 1: Number of 2 Year Olds**



**Map 2: Number of 3 & 4 Year Olds**



- The latest mid year estimates 2016 shows very little year on year change for the number of 0-4 year olds in Poole (fall of 4 children).
- Specifically, the number of 2 year olds have increased by 27 and the number of 3&4 year olds fallen by 72.
- The greatest number of 2 year olds can be found in areas of Branksome East and Alderney. There are very few 2 year olds in Canford Cliffs and Broadstone.
- Hamworthy, Newtown and Alderney have the highest number of 3&4 year olds.

**Table 1: The population of 0-4 year olds in Poole by Ward<sup>1</sup>**

	Number of children by age						Proportion of 0-4's in Poole (%)	Number of children aged 5-15
	0-4	0	1	2	3	4		
<b>POOLE</b>	<b>8,436</b>	<b>1,628</b>	<b>1,629</b>	<b>1,658</b>	<b>1,667</b>	<b>1,854</b>		<b>18,354</b>
Alderney	707	156	130	134	146	141	8.4%	1,594
Branksome East	489	93	100	108	90	98	5.8%	820
Branksome West	517	106	108	100	94	109	6.1%	972
Broadstone	317	41	58	55	61	102	3.8%	1,283
Canford Cliffs	321	61	74	51	72	63	3.8%	722
Canford Heath East	492	84	97	97	113	101	5.8%	979
Canford Heath West	395	68	75	83	92	77	4.7%	911
Creekmoor	538	118	109	91	110	110	6.4%	1,097
Hamworthy East	391	88	73	69	77	84	4.6%	725
Hamworthy West	519	103	91	101	114	110	6.2%	1,105
Merley & Bearwood	462	82	72	99	81	128	5.5%	1,355
Newtown	765	151	145	160	136	173	9.1%	1,485
Oakdale	551	111	105	105	108	122	6.5%	1,302
Parkstone	622	112	117	135	132	126	7.4%	1,363
Penn Hill	653	111	126	131	123	162	7.7%	1,581
Poole Town	697	143	149	139	118	148	8.3%	1,060

Source: Mid-Year Estimates (2016)

- The greatest number of 0-4 year olds can be found in Newtown ward, followed by Alderney and Poole Town, with the fewest in Broadstone and Canford Cliffs.
- The greatest number of 5-15 year olds can be found in Alderney and Penn Hill, with the fewest in the wards of Canford Cliffs and Hamworthy East.

Poole's population has slowed (increase of only 0.4%) and Poole experienced more deaths than births last year. The number of 0-4 year olds has fallen by about 280 children 2016-2017.

Slightly more people moved into Poole than moved out last year, providing a net migration figure of 487 for Poole. International migration in Poole showed a position net migration figure of 161.

### Early Years Population Projections

The recently published 2016 based population projections suggest slower growth than the previous (2014-based) projections. The number of 3&4 year olds in the next 5 years are projected to show very little change. The population projections for 2 year olds show a similar picture.

<sup>1</sup> Caution must be taken when using population figures by ward. Although these have been published, they are "experimental" statistics. However, the Code of Practice for official statistics is observed for all statistics.

**Table 2: 2016-Based Population Projections**

Age	2016 Estimate	2017 Projection	2018 Projection	2019 Projection	2020 Projection	2021 Projection
<b>3&amp;4 Years</b>	<b>3513</b>	<b>3355</b>	<b>3352</b>	<b>3349</b>	<b>3305</b>	<b>3259</b>
Projected year on year difference		-158	-3	-3	-43	-47
Projected year on year difference %		-5%	-0.1%	-0.1%	-1%	-1%
<b>2 Years</b>	<b>1664</b>	<b>1650</b>	<b>1664</b>	<b>1609</b>	<b>1613</b>	<b>1607</b>
Projected year on year difference		-14	14	-55	3	-5
Projected year on year difference %		-0.8%	0.8%	-3.3%	0.2%	-0.3%

Source: 2016-Based Population Projections

### Population of school age children

In total there are 12,106 children aged 5-11, and 4,611 children aged 12-14 living in our local authority. These children may require childcare before and after school, and/or during the school holidays.

### Number of children with special educational needs and disabilities (SEND)

Children with special education needs and disabilities (SEND) are entitled to support with childcare up to the age of 18. The numbers of children that receive additional support through their provider or school due to SEND or that have an Education, Health and Care (EHC) plan or in our local authority is:

**Table 3: Children with EHC Plan or receive additional SEND Support**

Age Group	Poole EHCPs (child residency)*	EHCPs (with Poole provider**/school)	SEND Support (with Poole provider**/school)
Birth to school age	5(5)	14	71
Primary school (reception to year six)	278 (289)	258	1315
Secondary school (year seven to thirteen)	374 (392)	191	1350

\*Source: SEN2, January 2018 – figures in brackets as at 30<sup>th</sup> September 2018

\*\*Source: Early Years Census, January 2018

During autumn 2018 we carried out a survey of parents with children (aged 0-4 and 5-18) who have SEND. It asks them about their child's diagnosis, if they are accessing early year's provision and their satisfaction with the service, reasons for choosing a childcare type and barriers to childcare. This analysis will be published with this sufficiency review online.

Over the last 12 months the Borough of Poole has produced a more comprehensive database of out of school provision and provision available for children with SEND.

All childcare providers for 0-5s must have an SEND Local Offer. In addition, 131 of the 165 providers of childcare have experience in supporting additional needs. Details of this can be found in Appendix E.



## Economic Profile

The statistics below, collated by the Insight, Policy and Performance team, provide a brief overview of Poole's local economy. The latest data available shows the following:

In Poole the positive picture shows:

- There is a high employment rate (78.5% economically active)
- Unemployment is low (2.5% in the 12 months to December 2017)
- The JSA claimant rate in May 2018 is 1.8% compared to 2.1 % nationally.

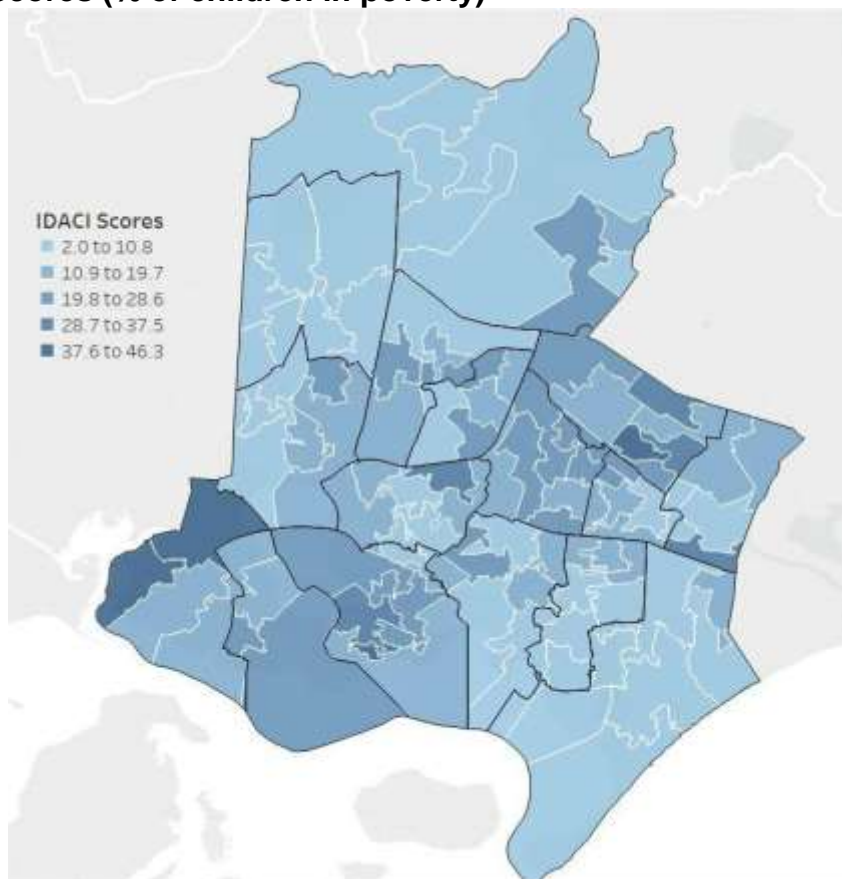
However:

- Earnings are lower than the national average; Poole's average was £13.20 per hour compared to £14.09 nationally.
- Housing is relatively expensive (both to buy and in the private rented sector). The mean selling price in April 2018 was £317,561 in Poole (an increase of 8.3% over the year) compared to £243,639 nationally.

A high employment rate is likely to have an impact on the demand for childcare places and an increasing need for settings to provide 30 hours of flexible free childcare for 3 and 4 year olds. The impact of the additional free childcare on Poole's economy in terms of employment will need to be monitored to see if this incentive has enabled parents to either find work or increase their working hours. Section 7 reports on the results of the parents survey the Borough of Poole carried out to assess the impact of the 30 hours free entitlement.

### Areas of deprivation

**Map 3: IDACI Scores (% of children in poverty)**



The English Indices of Deprivation 2015 measures relative deprivation in 32,844 small neighbourhoods (LSOAs).

- The percentage of people living in areas of deprivation in Poole varies across neighbourhoods, from 2% to 46%.
- Poole has two neighbourhoods in the worst national decile for income deprivation affecting children. One is in Turlin Moor and the other in the Bourne Estate in Alderney.

### Working parents

The 2011 census shows that in Poole there were 24,971 couple parents, of which 23,732 had at least one person working. 4.3% of couple families were not working.

The 2011 census also shows that of the 4225 lone parent families, 37% were not working.

**Table 4: Family status by economically active**

	All family types	Couple family: Total	Couple family: Both parents working	Couple family: One parent working	Couple family: No parents working	Lone parent family: Total	Lone parent family: Parent working	Lone parent family: Parent not working
<b>POOLE</b>	29,016	24,791	17,474	6,258	1,059	4,225	2,663	1,562

Source: 2011 census

### Changes to the population of the children in our area

Poole has several large property developments in Hamworthy, Poole Town, Merley and Bearwood with planning permission either approved or at the application or pre-application stage. The information below gives a brief summary of the potential impact of development (at the time of writing) and childcare providers interested in expanding or investing in Poole can find further information by following this link: <https://www.poole.gov.uk/planning-and-building-control/find-a-planning-application/>

To enable the Council to consider and plan for the impact of new housing development, a modelling tool has been developed in Poole to forecast the number of children that are likely to be generated from housing developments. The projections below are based on the emerging Local Plan, with the following key findings in the wards where housing development will impact on early years child numbers (over 20 additional children only):

- Hamworthy East peaks at 36 children between 0-4 in 2022
- Hamworthy West peaks at 22 children between 0-4 in 2027
- Merley and Bearwood peaks at 132 children between 0-4 in 2023
- Poole Town peaks at 45 children between 0-4 in 2027

### 3. Supply of childcare

#### At a glance:

- At 31 August 2018 there are a total of 161 childcare providers offering a maximum of 3391 early years' childcare places.
- Compared to 2017, day nursery places have increased by 9%, pre school playgroup places have fallen by 11% and childminder places have remained relatively static.
- There are registered childcare places in all wards in Poole; however Canford Cliffs continues to have no childminders operating.
- All year around places have increased since the 2017 childcare sufficiency review.
- The greatest numbers of registered childcare places are in Poole Town (352), with 288 being day nursery places. However there are no day nursery places in Canford Heath West or where major property developments are proposed in Merley & Bearwood wards.
- There In total there are 82 registered settings who provide out of school childcare in Poole. In addition, 83 childminders, 10 nurseries and 10 pre-schools provide breakfast and after school clubs when they have spaces available, and some offer drop offs and pick ups to and from school

#### Number of early year's providers and places

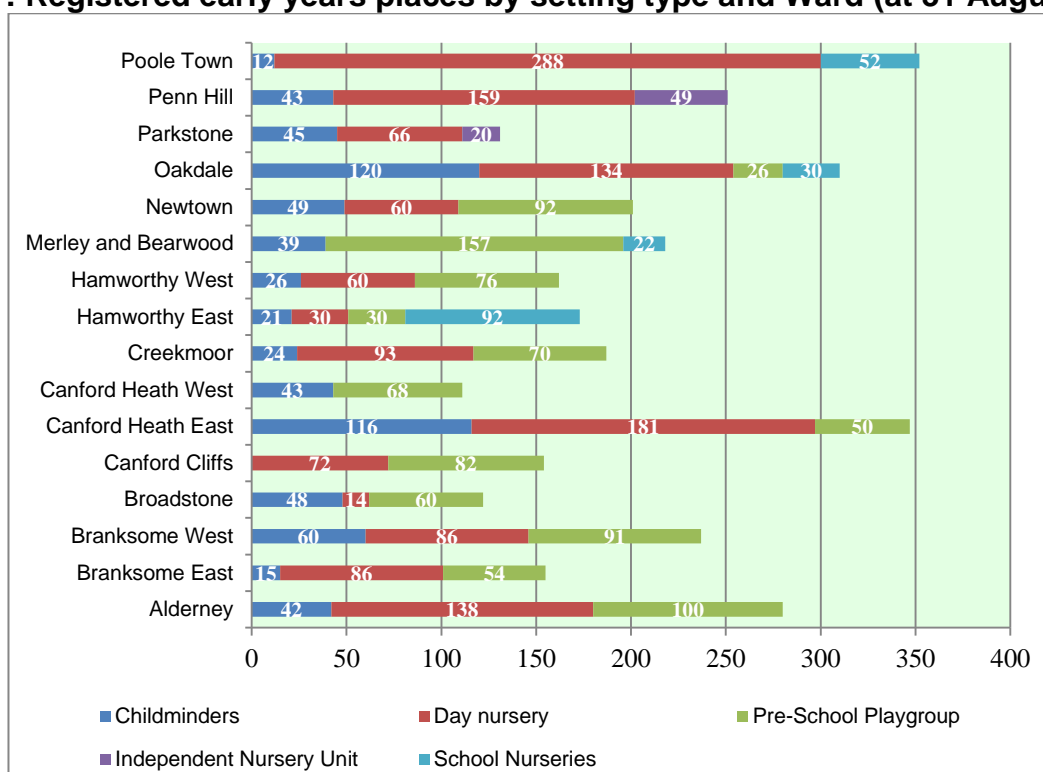
At 31 August 2018 there are a total of 161 childcare providers in our local authority, offering a maximum of 3391 early years' childcare places. (See Appendix B for mapping)

**Table 5: Number of early year's providers (At 31 August 2018)**

	Childminders	Day Nursery	Pre School	Independent Nursery	School Nursery	Total	Total Places
<b>POOLE</b>	<b>105</b>	<b>23</b>	<b>27</b>	<b>2</b>	<b>4</b>	<b>161</b>	<b>3391</b>
Alderney	6	2	3			11	280
Branksome East	3	1	2			6	155
Branksome West	8	2	2			12	237
Broadstone	8	1	2			11	122
Canford Cliffs		2	3			5	154
Canford Heath East	17	1	1			19	347
Canford Heath West	5		2			7	111
Creekmoor	5	1	2			8	187
Hamworthy East	3	1	1		1	6	173
Hamworthy West	4	1	2			7	162
Merley & Bearwood	5		4		1	10	218
Newtown	7	1	2			10	201
Oakdale	16	2	1		1	20	310
Parkstone	8	2		1		11	131
Penn Hill	8	2		1		11	251
Poole Town	2	4			1	7	352

*The data in this table was correct on 31<sup>st</sup> August 2018*

**Graph 1: Registered early years places by setting type and Ward (at 31 August 2018)**



\* Some childminder places may also be available for older children.

For private, voluntary and independent nurseries, pre-schools and childminders, the number of registered places represents the maximum number of children who can be on the premises at any given time. In practice, some providers choose to operate below their number of registered places.

- The overall number of registered places has fallen by 12 compared to that reported in the 2017 Childcare Sufficiency Review. Day nursery places have increased by 9%, 121 places, pre school playgroup places have fallen by 11% (122 places) and childminder places have remained relatively static.
- There are registered childcare places in all wards in Poole; however Canford Cliffs continues to have no childminders operating.
- The greatest numbers of registered childcare places are in Poole Town (352), with 288 being day nursery places.
- There are no day nursery places in Canford Heath West or where property developments are proposed in Merley & Bearwood wards.

Children may attend childcare full time or part time. In some cases, two or more children attending part time may use one full time equivalent place. For example, one child may attend in the morning and one child may attend in the afternoon.

- At 31 August 2018 there are 1489 all year around places and 1199 places are offered on a term time only basis.
- All year around places have increased since the 2017 childcare sufficiency review.

Childminders play a significant role in providing flexible childcare options for working families. There are currently 105 childminders operating in Poole (Summer 2018) providing approximately 700 places for children.

Childminders are a vital resource in accommodating the new 30 hour entitlement for working families. Group settings, operating from shared premises that are restricted to operating during term time only are encouraged to work in partnership with their local childminders to enable the creation of a flexible 30 hour offer to families across 2 settings over the whole year. This will be essential to the ongoing success of the 30 hour offer in Poole and may help the business sustainability of term time only providers.

Of the 105 Childminders currently operating in Poole, only 7 are based in Hamworthy East and West wards. There are high numbers of 3 and 4 year olds living in this areas although currently the group settings in the Hamworthy West area appear to be meeting the need for Free Early Education places. An increase in flexible all year round places including Childminders in this area would support working parents and those wishing to take up employment or training.

### **Early years: atypical hours**

Childcare is most commonly delivered during the typical working day – between 8am and 6pm on weekdays. Some parents require childcare outside these times in order to fit with their work or other responsibilities.

- Of the 24 day nursery settings in Poole, 9 are open before 8am. Of these, 3 open at 7.45am, 4 open at 7.30am and 2 day nursery settings are open 6am-8pm Monday to Friday.
- There are no day nursery settings in Poole open during the weekend.
- There are 105 registered childminders in Poole. 13 of these childminders are registered to provide childcare for more than 60 hours per week. This will include either early morning or late night provision. However only 2 of these childminders provide childcare during the weekends.

### **Number of school age providers and places**

Throughout Poole a number of providers, including schools, offer a variety of childcare services and activities outside of normal school hours which support working families.

Private and voluntary settings usually cater for children, including children with special educational needs or disability (SEND) up to the age of 12 years with some childminders accommodating children up to the age of 14 years, although parents do not often request this. Many schools operate breakfast clubs, early morning drop off facilities and a varied range of activities after school each day which a large number of families take advantage of.

Many parents use informal childcare arrangements to support their working patterns (up to 3 hours per child, per day of unregistered childcare may be provided on domestic premises). The Local Authority has no method to monitor these arrangements which makes it difficult to assess the childcare market for school aged children and there are some concerns regarding safeguarding practice of unregistered providers.

The Local Authority continues to encourage schools to offer wrap around childcare services 8am-6pm where possible to support working families. This is of increasing importance as working families take advantage of 30 hours of free early education requiring out of school care for other children in the household between 8am and 6pm.

Since the last review there is one new school-run breakfast club and one new school-run after school club. One provider is now also offering a breakfast club, afterschool club and holiday scheme. One private after school club has closed. One new holiday play scheme has opened.

In total there are 82 registered settings providing out of school childcare in Poole.

- There are 14 breakfast clubs and 20 after school clubs which are privately run and will provide childcare for some school age children.
- There are an additional 29 school based breakfast clubs and 13 school based after school clubs who provide before and after school care for children within their school.
- 19 holiday schemes are also registered with the Poole Family Information Service and run in various school holidays.

In addition, 83 childminders, 10 nurseries and 10 pre-schools provide breakfast and after school clubs when they have spaces available, and some offer a drop off and pick up service to and from school, with many going up to the age of 12 or 16. (Appendix C & D)

Tracking the supply of childcare for school age children is difficult because not all of this type of provision is registered with Ofsted. It is possible that there is more wrap around provision available to parents which is not included in our review. Parents may also use provision which is not considered 'childcare', for example sports or arts clubs after school or in the holidays.

The Family Information Service listed 146 holiday activities during summer 2018, including events at Poole's libraries, Museums and Lighthouse, crafts, sports activities and water sports. 64 of these events were free of charge. 33 events were run by short breaks for children with SEND.

**Table 6: Out of School Clubs by Ward**

	Privately run clubs			School-based clubs		School pick up and drop off	
	Breakfast Club	After School Club	Holiday Scheme	Breakfast Club	After School Club	Childminder	Day nursery/ pre-school
<b>POOLE</b>	<b>14</b>	<b>20</b>	<b>19</b>	<b>29</b>	<b>13</b>	<b>83</b>	<b>20</b>
Alderney	1	1	1	5	3	4	1
Branksome East			1	1	1	4	0
Branksome West	2	3	2			6	3
Broadstone		2	1	2	2	6	1
Canford Cliffs			1				
Canford Heath East	1	2	1	3		14	1
Canford Heath West				2		4	3
Creekmoor				2	1	3	1
Hamworthy East			1	2	2	4	1
Hamworthy West	1	1	2	2	1	1	1
Merley & Bearwood	1	3	2	2	1	4	2
Newtown				2		5	0
Oakdale	2	2	1	2		12	3
Parkstone	2	2	3			4	0
Penn Hill	1	1	1	1	1	8	0
Poole Town	3	3	2	3	1	4	3

## 4. Free early education for 2, 3 and 4 year olds

### At a glance:

- In the summer term 2018, 412 children took some 2 year old FEE in Poole. The average number of hours was 13.9 per week and 69% of children took the full 15 hours FEE.
- At the end of the summer term 2018, all but two early years' settings administer the free entitlement funding for 3&4 year olds.
- In the summer term 2018, 2,500 children took some 3&4 year old FEE in Poole. 72% of these children took the full 15 hours universal entitlement.
- In the summer term 2018, 1,195 children accessed 3&4 year old extended entitlement in Poole settings (46% of all 3&4 year olds).
- Merley and Bearwood ward has the highest percentage of children accessing 3&4 year old FEE in the ward in which they live.

Some children are entitled to free childcare, funded by the government. These entitlements are for 38 weeks per year.

- All children aged 3&4 are entitled to 15 hours per week until they start reception class in school.
- Some children aged 3&4 where both parents are working, or from lone parent families where that parent is working, are entitled to 30 hours per week until they start reception class in school<sup>2</sup>.
- Children aged 2 whose families receive certain benefits (including low income families in receipt of in-work benefits), or those who meet additional non-economic criteria, are entitled to 15 hours per week. Nationally, about 40% of 2 year olds are entitled to this offer, but the proportion varies by area.

Parents do not have to use all the hours of their entitlement. They may choose to split them between providers. With the agreement of their provider, parents may also spread them across the year – for example, rather than taking 15 hours for 38 weeks a year they could take just under 12 hours for 48 weeks a year.

Providers are paid directly through the local authority for delivering free early education. They are not required to offer them to parents, but of course parents may choose to use a different provider if they do not. Some providers offer a restricted number of funded places.

All but 2 early years' settings in Poole administer the free entitlement funding.

---

<sup>2</sup> Available to families where each parent (or one parent in a single adult household) are earning the equivalent of working sixteen hours per week on the minimum wage

## Take up of free early education

### 2 year old entitlement

We continually monitor the take up of entitled 2 year olds. There are no single data statistics to show the total number of children eligible across all relevant criteria in Poole; however between 400 and 420 children are funded in any one school term. We estimate this captures approximately 85-90% of eligible children under the 'income' criteria, using data from the Department for Work and Pensions.

**Table 7: Take up of FEE for 2 year olds in Poole**

	Number of children taking some 2 year FEE	% of 2 year olds taking 15 hours FEE per week	Average hours of FEE taken per week
Autumn 2017	415	72%	13.8
Spring 2018	407	67%	13.7
Summer 2018	412	69%	13.9

### 3&4 year old entitlement

Every 3&4 year old is eligible to receive 15 hours per week childcare (called Universal childcare). Each year school admissions data is used to calculate the number of Poole children who did not take up a funded place prior to starting school. In September 2018, of 1,507 Poole children starting reception classes, only 17 children were known to have not accessed any free early education funding in Poole, or neighbouring councils. This equates to 1.1% of Poole children in a reception class.

**Table 8: Take up of FEE for 3&4 year olds**

	Take up of FEE (number) in PVI settings, childminders and School Nursery classes	Number of 3&4 year olds accessing Extended Entitlement (>15 hours)	Number of children taking 15 hours FEE (Universal)	Number of children taking 15 hours FEE (Extended)
Autumn 2017	1633	687	1168 (72%)	310 (45%)
Spring 2018	2169	997	1481 (68%)	448 (45%)
Summer 2018	2500	1195	1790 (72%)	600 (50%)

### 3&4 year old extended entitlement

Parents who think they are entitled to a 30 hour extended hours place apply for this online via the government's [Childcare Choices](#) website. The same website is used to apply for tax free childcare and parents can apply for either or both. If a parent is eligible, the system creates a code which they can use with their chosen childcare provider. If they are ineligible, they will still be entitled to the universal 15 hours of early education and childcare.

In summer 2018 there were 1195 children accessing extended entitlement in Poole settings.

### Residence of 2, 3 and 4 year olds accessing free early education in Poole

The following table's show, per ward, where those children reside, the average weekly hours used and how many stayed within their ward for childcare as of summer 2018.



**Table 9: Residence of 2 year olds accessing free early education (Summer 2018)**

Ward	No. of funded 2 year olds	% share of funded 2 year olds per ward	How many access FEE within their residential ward	%
Alderney	57	16%	38	67%
Branksome East	16	4%	1	6%
Branksome West	11	3%	2	18%
Broadstone	6	2%	5	83%
Canford Cliffs	3	1%	2	67%
Canford Heath E	30	8%	2	7%
Canford Heath W	25	7%	9	36%
Creekmoor	21	6%	14	67%
Hamworthy East	17	5%	9	53%
Hamworthy West	33	9%	18	55%
Merley & Bearwood	8	2%	4	50%
Newtown	38	10%	13	34%
Oakdale	21	6%	4	19%
Parkstone	20	5%	8	40%
Penn Hill	17	5%	2	12%
Poole Town	42	12%	23	55%
Bournemouth	26			
Dorset	21			

**Table 10: Residence of 3&4 year olds accessing free early education (Summer 2018)**

Ward	No. of funded 3&4 year olds	% share of funded 3&4 year olds per ward	How many access FEE within their residential ward	%
Alderney	194	9%	117	60%
Branksome East	107	5%	22	21%
Branksome West	151	7%	62	41%
Broadstone	64	3%	36	56%
Canford Cliffs	58	3%	14	24%
Canford Heath East	131	6%	65	50%
Canford Heath West	101	5%	25	25%
Creekmoor	138	6%	79	57%
Hamworthy East	97	4%	57	59%
Hamworthy West	135	6%	67	50%
Merley & Bearwood	116	5%	96	83%
Newtown	221	10%	72	33%
Oakdale	146	7%	62	42%
Parkstone	163	7%	31	19%
Penn Hill	188	9%	64	34%
Poole Town	195	9%	139	71%
Bournemouth	190			
Dorset	103			

- 83% of children, who live in the ward of Merley & Bearwood and accessing some 3&4 year olds Free Early Education, are doing so within the ward they live.
- Only 7% of children in Canford Heath East and 6% in Branksome West are accessing 2 year old Free Early Education in the ward in which they live.

## Comparing take up of funded early education over time (summer term data)

**Table 11: Take up of FEE 2016-2018**

	2018	2017	2016
2 year olds	412	410	366
3&4 year olds	2500	2252	2121

## 5. Prices

### At a glance:

- The average price per hour at all setting types has increased in the last 12 months.
- The average price per hour at a private day nursery is £5.25. The most expensive being in Poole Town ward.
- Charges at pre schools range from £3.50 to £6.00 per hour. The most expensive is in Canford Cliffs and Canford Heath West ward.

### Prices of early year's childcare

For early year's childcare outside the funded entitlements, we report on average prices per hour, as reported to us by settings.<sup>3</sup> There may be variations to prices based on the number of hours a family uses, with reductions for longer hours, or discounts for sibling groups. There may be supplementary charges for additional services, e.g. lunch and other meals which are not included in these prices.

**Table 12: Average price per hour (PPH)**

Setting Type	Minimum PPH	Maximum PPH	Average PPH
Private Day Nursery	£4.20	£6.00	£5.25
Private Pre School	£4.00	£6.00	£5.00
Voluntary Pre School	£3.50	£5.50	£4.59
Childminder	£3.50	£6.00	£4.35

### Prices of school age childcare

For school age children during term time, we report on average prices before school per day, after school per day/session. For holiday childcare, we report on holiday club prices per week.

<sup>3</sup> Details of how we collect this data are in the methodology section below  
Childcare Sufficiency Review 2018

**Table 13: Average prices at breakfast and after school clubs (run by schools)**

Setting Type	Minimum	Maximum	Average
Before School Club (per session)	£1.50	£4.50	£2.93
After School Club (per session)	£4.75	£9.00	£7.10
Holiday Club (per week) <sup>4</sup>	£75.00	£175.00	£134.61

## Comparing childcare prices over time

**Table 14: Average price per hour (PPH) 2016-2018**

Setting Type	Private DN	Private PS	Voluntary PS	Childminder
2016	£5.10	£4.52	£4.07	£4.07
2017	£4.86	£4.72	£4.26	£4.22
2018	£5.25	£5.00	£4.59	£4.35

- The average price per hour at all setting types have increased in the last 12 months
- Private day nursery settings charges have increased by £0.39 per hour on average. The most expensive charges made per hour at a day nursery are in Poole Town ward.
- Private pre school charges have increased by £0.28 per hour on average, and £0.39 per hour at voluntary pre schools. The most expensive pre schools are in Canford Cliffs and Canford Heath West.
- The average price at a childminder is £4.35 per hour. The most expensive childminders are based in Parkstone and Canford Heath West.

## 6. Quality of childcare in our area

### At a glance:

- Latest Ofsted inspection grades show that 98% of private, voluntary and independent settings and 99% of childminders in Poole have a quality rating of 'good' or 'outstanding'. This is above the national and South West averages.
- 100% of inspected providers were 'good' or 'outstanding' for a short time during winter 2017/18.
- Overall the Ofsted quality rating of childminders has increased year on year.

### Ofsted inspection grades

Childcare providers must register with, and be inspected by, Ofsted who will inspect and grade them for the quality of their provision. Childminders and private and voluntary providers are on the Early Years Register, and schools and standalone maintained nursery schools are on the Schools register. The grades for both registers are equivalent. Schools with nurseries have an overall inspection grade for the whole school and most also have separate early year's grades.

Both schools and early years providers have four possible Ofsted grades: 'outstanding', 'good', 'requires improvement', and 'inadequate'.<sup>5</sup> Some providers are still awaiting their first

<sup>4</sup> As submitted to the Family and Childcare Trusts Holiday Survey May 2018

<sup>5</sup> For more information see <https://reports.ofsted.gov.uk/about-our-inspection-reports>

full inspection. These providers are excluded from our calculation. Nursery classes in independent schools do not generally have an Ofsted grade.

**Table 15: Latest Ofsted Inspection Grades (31 August 2018)** (of those with an inspection)

Setting Type	Total number of providers	% achieving “Good” or “Outstanding”	South West % achieving “Good” or “Outstanding” <sup>6</sup>	National % achieving “Good” or “Outstanding”
Private & Voluntary Nurseries	48	98%	95%	94%
Childminders	87	99%	96%	94%
Nursery Classes in Schools	4	100%		

- Latest Ofsted inspection grades show that 98% of private, voluntary and independent settings and 99% of childminders in Poole have a quality rating of “good” or “outstanding”. This is above the national and south west averages.

**Table 16: Comparing inspection grades over time (Summer Term)**

Setting Type	% of providers achieving “Good” or “Outstanding”		
	2018	2017	2016
Private & Voluntary Nurseries	98%	98%	94%
Childminders	99%	95%	89%
Nursery Classes in Schools	100%	100%	100%

- The Ofsted quality rating of childminders has increased year on year.
- In January 2018, all private and voluntary nurseries and childminders in Poole had a quality rating of “good” or “outstanding”.

## 7. Parents views of sufficiency in our local area

A survey of parents was undertaken in February 2018 to gather and analyse the views of parents who have accessed the extended entitlement. The local authority identified two potential barriers for parents to access the extended entitlement; additional charges imposed on them by providers and the potential of not using a preferred setting due to lack of availability. The outcome of the survey shows that neither of these issues have a cause for concern and, overall, the comments about the new entitlement have been positive.

239 families in total were surveyed. 6 wards in Poole were identified as having an LSOA in the bottom 10 of IDACI LSOAs and all families with a child accessing extended entitlement in these wards were surveyed. A total of 50 parents responded to the survey, resulting in a response rate of 21%. The results showed:

- 82% of parents found the experience of applying for a 30 hours code was good or fair.
- 40% of parents were not aware that they needed to log into their childcare account to reconfirm their entitlement.
- All parents got a place with their preferred provider.
- Just over half of parents were aware that the FIS can provide assistance to help find suitable childcare.
- A third of parents use their hours term time only, with the other two thirds using it during the holidays as well.

<sup>6</sup> March 2018 (latest available)

- 37 of the 50 parents said that they chose their pre school provider because it was near to their home. 31 chose it because of the reputation of the provider.
- 10 parents said that they did not access their full 30 hours because it was not required at present.
- 64% of parents say that the extra hours reduce the childcare costs they already pay. 52% have said that they extra hours will enable them to increase their working hours/day.
- Half of parents say that their disposable income has been significantly improved because of the extended entitlement. 4 parents said that it had no impacts on their monthly income.
- Many parents commented about having extra childcare paid for was great and allowed them to have some additional disposable income to spend on other activities.
- Negative comments mainly focused on the HMRC website and the frustration of having to reapply for a code.

Some of the comments included...

*...Great to see working parent being rewarded for a change! Means I no longer have to choose between working unsociable hours and spending a fortune on childcare.*

*...It's amazing! I use preschool term time as I have to cover childcare in holidays for sibling, otherwise I'd stretch across the year. I paid for ALL childcare before!*

*...It has given me extra money for my daughter to do more activities outside of nursery like gymnastics, climbing and dance*

*...Excellent and EASY to set up*

*...Massive help for working parents, especially for bigger families*

*...Makes using childcare more accessible for working families and therefore provides the child with good grounding prior to starting school, which is so important.*

*...What a great idea. It takes some stress and pressure off the parent and also benefits the child as well.*

Parents were positive about the 30 hours extended entitlement, and the survey will be repeated in 2019.

## **8. Family Information Service Enquiries**

- In the autumn term there were 4 enquiries relating to barriers to childcare, and only 2 in spring 2018.
- The highest number of enquiries came from people wanting to know about 2 year old free entitlement.
- There have been few enquiries about the 30 hour extended entitlement.

## 9. Methodology

Information is gathered and analysed from a variety of sources to produce this review including

- Number of children: based on population projections from the Office for National Statistics
- Children with EHC plans or support through the Early Years Inclusion Fund: based on data held by our local authority
- Supply of childcare: based on data provided to us by Ofsted, who regulate early year's provision in schools and childcare provision.
- Childcare for parents working atypical hours: based on local intelligence
- Free early education: data on take up of free early education entitlements is based on the Early Years and Schools Censuses, which are taken every January and published by the Department for Education in the statistical collection *Education provision: children under five years of age*.
- Price of childcare: based on data held by our local authority
- Quality of childcare: data on childcare quality is provided by Ofsted.
- Data from providers and parents: based on surveys and data held by our local authority

## APPENDICES

Appendix A	<a href="#">Ward map of Poole</a>
Appendix B	<a href="#">Early Years settings and childminders</a>
Appendix C	<a href="#">Breakfast clubs and after school clubs</a>
Appendix D	<a href="#">Holiday schemes and school pick up and drop offs</a>
Appendix E	<a href="#">Providers with experience of SEND by provider type &amp; Ward</a>
Appendix F	<a href="#">Data Dashboard – summer 2018</a>
Appendix G	<a href="#">Summary of data by Ward</a>

## APPENDIX A – Ward map of Poole

### Children Centre Reach Areas and Poole Wards



#### Key

□ Poole Wards

Childrens Centre Reach Areas

■ Branksome

■ Canford Heath

■ Poole Old Town

■ Rossmore

■ Ted Webster

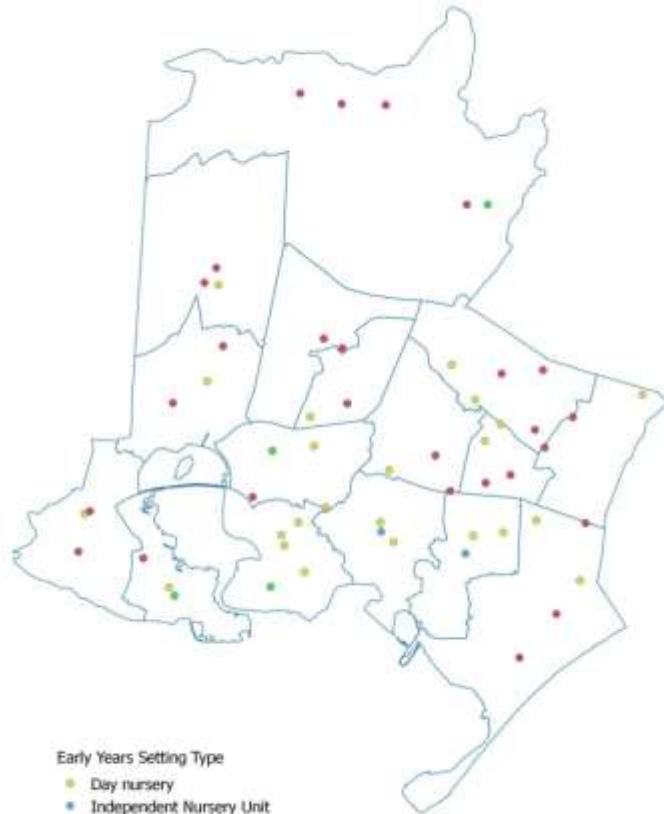
■ Turlin Moor and Hamworthy





## APPENDIX B – Early Years Settings and Childminders

Early Years Settings (at 31 August 2018)



Early Years Setting Type

- Day nursery
- Independent Nursery Unit
- Pre-School Playgroup
- School Nurseries

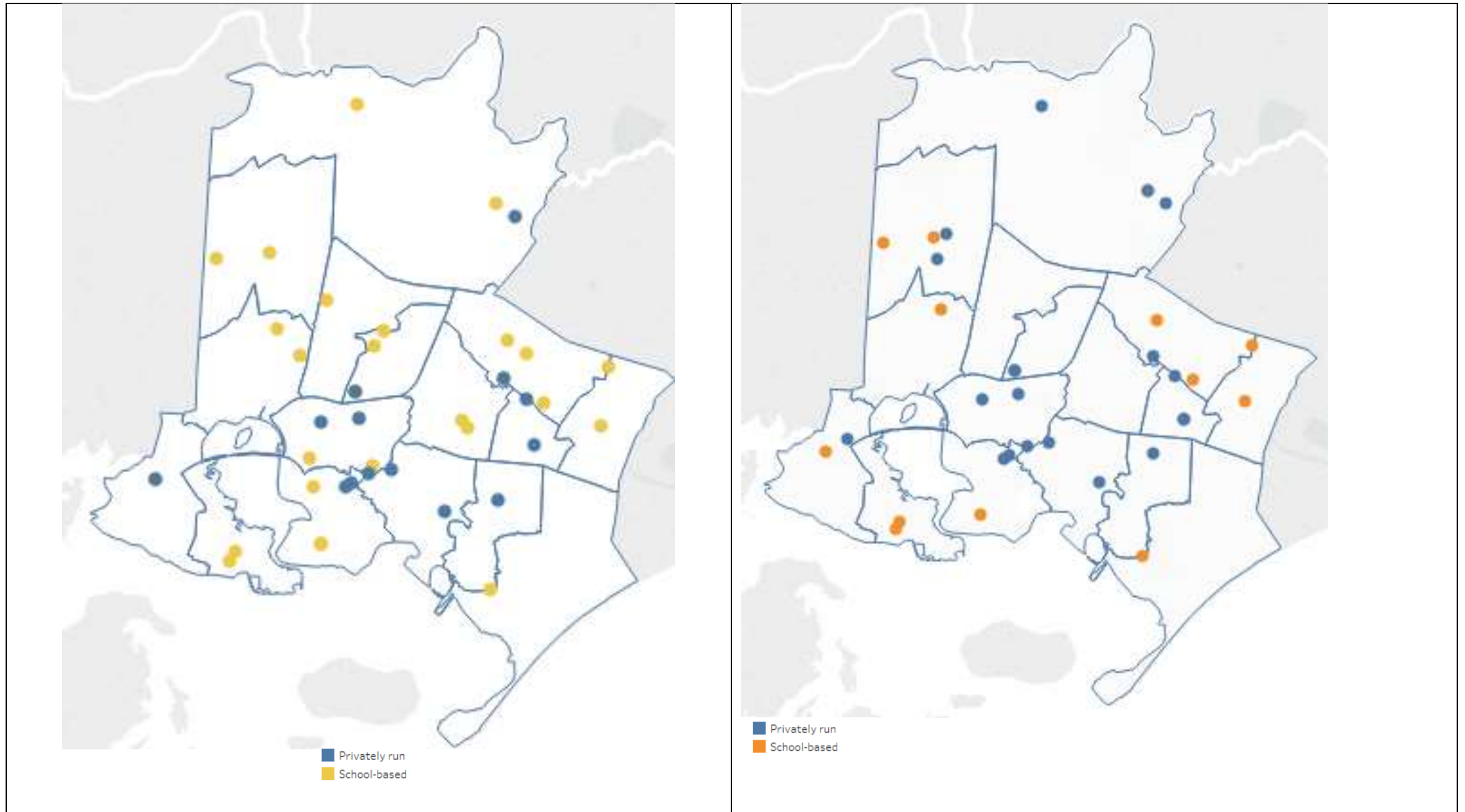
© Crown Copyright and database right 2018, Ordnance Survey 100024248.

Childminders (31 August 2018)

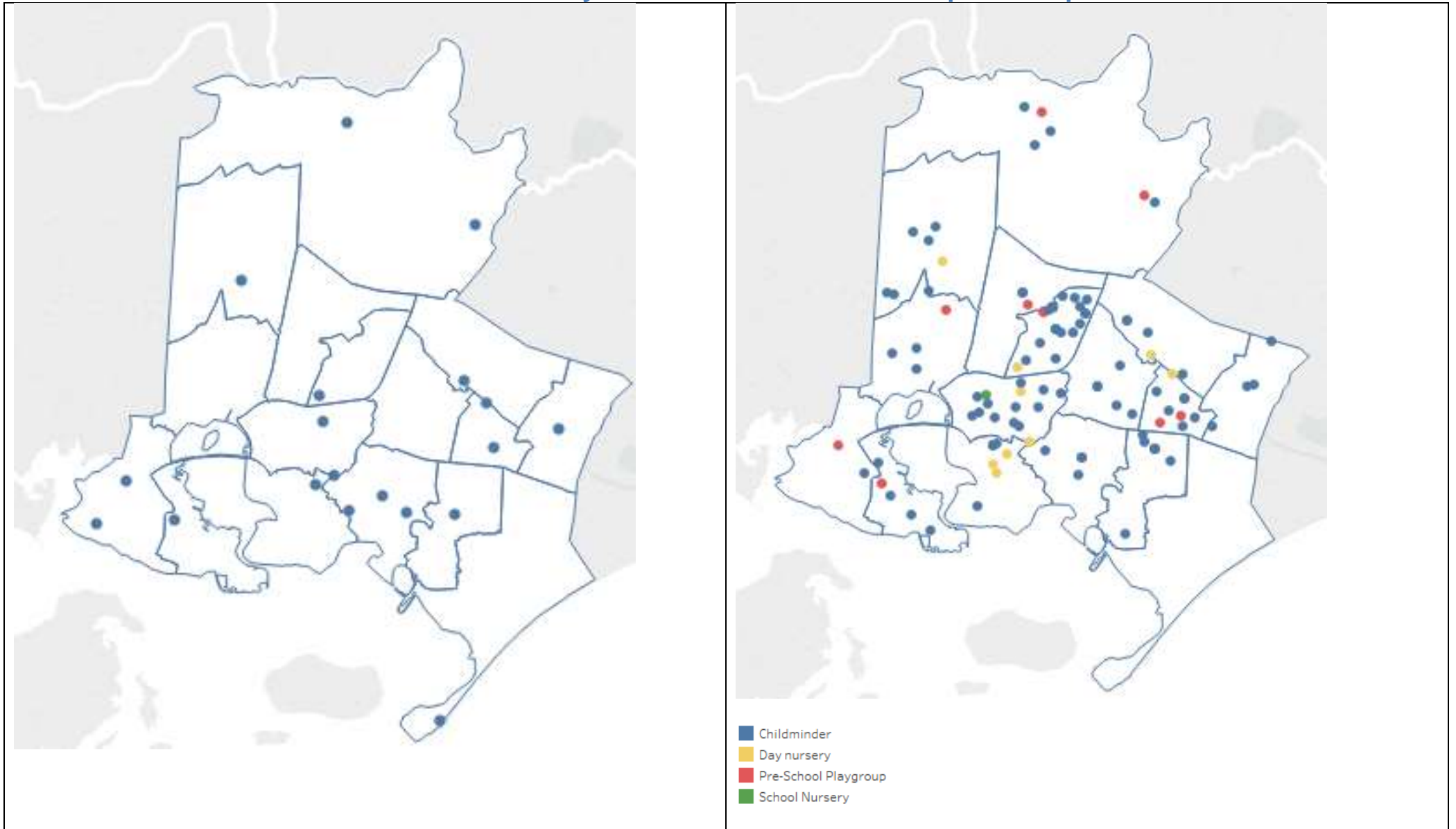


© Crown Copyright and database right 2018, Ordnance Survey 100024248.

## APPENDIX C – Breakfast Clubs and After School Clubs



## APPENDIX D – Holiday Schemes and School Pick up and drop offs



## APPENDIX E – Providers with experience of SEND by provider type

SEND	Total	0-5s				5 and above				
		Childminder /Childcare on Domestic Premises	Day nursery	Pre-School Playgroup	School Nurseries	Breakfast Club	Breakfast Club (School)	After School Club	After School Club (School)	Holiday Scheme
ADHD	54	18	3	7	1	7	1	9	0	8
Asthma	90	31	16	17	1	8	1	10	0	6
Autism spectrum	69	14	9	19	1	8	1	11	0	6
Cerebral Palsy	34	5	6	11	1	3	1	4	0	3
Challenging Behaviour	112	46	13	23	0	6	1	13	0	10
Chromosome Deletion	16	1	3	3	0	3	0	4	0	2
Developmental Delay	22	1	6	5	1	2	0	4	0	3
Diabetes	46	11	7	9	1	6	0	8	0	4
Diagnosed Autism/Asperger's	57	11	7	15	2	5	1	8	0	8
Downs syndrome	35	11	5	8	0	3	0	5	0	3
Dyslexia	36	16	3	5	1	2	1	4	0	4
Eating Or Drinking	71	40	8	14	0	2	0	5	0	2
Epilepsy	39	11	5	10	0	4	0	5	0	4
Global Disorder	31	4	6	7	0	3	0	7	0	4
Hearing Impairment	88	31	16	18	1	5	1	7	0	9
Hormone Deficiency	3	0	1	0	0	0	0	1	0	1
Learning Difficulty	62	11	8	14	1	8	0	12	0	8
Medical Condition, including Allergies	20	3	3	7	2	1	0	2	0	2
Mental Health Condition	6	1	1	1	0	1	0	1	0	1
Motor impairment	41	13	7	13	0	2	0	4	0	2
Physical Impairment	85	22	15	18	2	5	1	11	0	11
Renal failure	3	0	1	0	0	0	0	1	0	1
Sensory Awareness	8	2	1	3	0	1	0	1	0	0
Septo-optic-dysplasia	13	1	2	3	0	2	0	3	0	2
Serious allergy	19	2	3	4	0	3	0	4	0	3
Severe dietary needs	19	3	3	3	0	3	0	4	0	3
Social and Emotional Needs	21	3	3	4	0	3	0	5	0	3
Social development impairment	19	2	3	4	0	3	0	4	0	3
Toileting & Hygiene	9	3	1	3	0	1	0	1	0	0
Visual Impairment	69	22	10	14	1	5	1	9	0	7

## Providers with experience of SEND by Ward

SEND	Total	Alderney	Branksome East	Canford Heath East	Canford Heath West	Creekmoor	Hamworthy East	Hamworthy West	Merley & Bearwood	Newtown	Oakdale	Parkstone	Penn Hill	Poole Town
ADHD	54	4	2	6	0	0	2	1	7	1	6	5	5	4
Asthma	90	6	5	9	3	3	2	1	7	4	8	10	8	5
Autism spectrum	69	7	3	8	3	3	3	2	5	2	6	7	3	4
Cerebral Palsy	34	6	1	4	1	1	0	1	6	1	3	0	0	2
Challenging Behaviour	112	10	5	13	4	4	4	1	7	6	12	7	7	11
Chromosome Deletion	16	4	0	3	0	1	1	0	2	0	1	0	0	1
Developmental Delay	22	2	1	3	0	1	0	2	5	1	1	0	0	0
Diabetes	46	4	4	5	0	1	1	1	6	2	3	4	2	1
Diagnosed Autism/Asperger's	57	7	4	6	1	3	2	2	9	3	5	1	1	4
Downs syndrome	35	5	1	6	0	2	2	0	4	1	5	1	0	2
Dyslexia	36	5	2	2	0	1	1	0	5	0	4	3	1	2
Eating Or Drinking	71	2	4	12	1	2	3	1	4	4	9	6	2	5
Epilepsy	39	4	2	6	0	2	1	1	7	1	5	0	1	1
Global Disorder	31	4	1	5	1	2	2	1	2	0	1	0	0	3
Hearing Impairment	88	6	6	6	4	4	3	1	4	4	10	6	6	6
Hormone Deficiency	3	0	0	0	0	0	0	0	2	0	0	0	0	1
Learning Difficulty	62	7	3	7	2	3	3	1	8	0	4	5	2	1
Medical Condition, including Allergies	20	4	1	3	1	1	0	0	2	2	1	1	0	0
Mental Health Condition	6	0	0	3	0	0	0	0	1	0	0	1	0	0
Motor impairment	41	0	2	5	0	2	1	1	4	4	7	0	2	5
Physical Impairment	85	10	5	7	3	4	2	2	9	5	9	3	3	6
Renal failure	3	0	0	0	0	0	0	0	2	0	0	0	0	1
Sensory Awareness	8	0	0	3	0	0	1	1	0	0	1	0	0	0
Septo-optic-dysplasia	13	4	0	0	0	1	1	0	2	0	1	0	0	1
Serious allergy	19	4	0	3	0	1	1	1	2	0	1	0	0	1
Severe dietary needs	19	4	0	4	0	1	1	0	2	0	1	0	0	1
Social and Emotional Needs	21	4	0	4	0	1	1	1	3	0	1	0	0	1
Social development impairment	19	4	0	3	0	1	1	1	2	0	1	0	0	1
Toileting & Hygiene	9	0	0	4	0	0	1	1	0	0	1	0	0	0
Visual Impairment	69	6	6	9	1	4	2	1	5	2	9	3	2	6




## APPENDIX F – Data Dashboard – summer 2018 (comparison with summer 2017)

Colour coding for proportions: **Worse than England rate** **Similar to England rate** **Better than England rate**

Numbers in brackets indicate the count














Grey shading indicates N/A or data is not available

Demographic proportions – Higher than England rate = **blue**, Lower than England rate = **purple**

 increase from previous **annual** rate     
  decrease from previous **annual** rate     
  sustained level

Red arrows indicate a negative change     
 Green arrows indicate a positive change

Demography			England	Poole	
<b>Population</b>	2015 (FHSA)	Total number of 0-4 year-olds		<b>8,470</b>	
		Number of 0 year-olds		<b>1,580</b>	
		Number of 1 year-olds		<b>1,660</b>	
		Number of 2 year-olds		<b>1,640</b>	
		Number of 3 year-olds		<b>1,790</b>	
		Number of 4 year-olds		<b>1,790</b>	
	2017 (MYE)	Total number of 0-4 year-olds		<b>8,160</b>	
		Number of 0 year-olds		<b>1,560</b>	
		Number of 1 year-olds		<b>1,645</b>	
		Number of 2 year-olds		<b>1,660</b>	
		Number of 3 year-olds		<b>1,660</b>	
		Number of 4 year-olds		<b>1,630</b>	
<b>Ethnicity of Children Aged 0-4</b>	2011	White	British	71%	<b>89%</b> (7,511)
			Gypsy or Irish Traveller	0.17%	<b>0.21%</b> (18)
			Non-British (including Gypsy or Irish Traveller)	5.2%	<b>3.4%</b> (291)
		Mixed or multiple ethnic groups	6.5%	<b>3.8%</b> (318)	
		Asian/Asian British	11%	<b>3.3%</b> (278)	
		Black/African/Caribbean/Black British	5.3%	<b>0.38%</b> (32)	
		Other ethnic group	1.5%	<b>0.24%</b> (20)	
<b>Types of Families (among those with at least one child aged 0-4)</b>	2011	Lone parent families	24%	<b>20%</b> (1,339)	
		Lone parent families with a male parent	1.7%	<b>1.2%</b> (76)	
		Couple families where the parents are married or in same-sex civil partnership	55%	<b>57%</b> (3,782)	
		Couple families where the parents are cohabiting	21%	<b>22%</b> (1,475)	
		Proportion of families with at least one resident step child	6.9%	<b>7.2%</b> (476)	

			England	Poole
<b>Deprivation and Benefits</b>				
<b>Deprivation</b>	IDACI 2015	Children aged 0-15 living in poverty	20%  -2%	<b>16%</b>  (4129) -2%
<b>Out-of-Work Benefits</b>	2016	Children aged 0-4 living in a household where a parent or guardian is claiming out-of-work benefits	16.1%  (550,670) -0.9%	<b>14.3%</b>  (1,210) -0.2%
	2016	Children aged 0-4 living in a household where a parent or guardian is claiming JSA	1.08%  36,980 -0.2%	<b>0.9%</b>  (80) -0.2%
<b>Early Education</b>				
<b>Free Early Education (FEE)</b>	Summer 2018	Take up of 3&4-year-old FEE by <b>Poole children in Poole settings only (number)</b> in PVI settings, childminders and Maintained Nurseries.		<b>2205</b>
	Summer 2018	Take up of 2 year-old FEE by <b>Poole children in Poole settings only (number)</b>		<b>365</b>
	Summer 2018	Number of 3&4 year olds accessing Extended Entitlement (>15 hours) <b>Poole children in Poole settings only (number)</b>		<b>1014</b>
	Summer 2018	% of 2 year olds taking FEE at settings & cm rated as "good" or "outstanding" – Poole children in Poole settings (Settings who have a rating)		<b>100%</b>  +5%
	Summer 2018	% of 3&4 year olds taking FEE at settings & cm rated as "good" or "outstanding" – Poole children in Poole settings (Settings who have a rating)		<b>99%</b>  +1%
	2017/8	Reception children who did not take up any of their FEE		<b>0.8%</b>  -0.1%
	January 2018	Average number of Universal FEE hours per week (PVI) (3&4 year olds) – EY Census		<b>13.5</b>
	January 2018	Average number of FEE hours per week (2 year olds) – Early Years Census		<b>13.7</b>  +0.1%
	Summer 2018	Number of Poole children taking 15 hours FEE (Universal) (3&4 year olds PVI & C & MN)		<b>72%</b> <b>(1584)</b>
	Summer 2018	Number of Poole children taking 15 hours FEE (Extended) (3&4 year olds PVI & C)		<b>518</b>
	Summer 2018	Percentage of Poole children taking their full 15 hours FEE (2 year olds)		<b>69%</b>  +5% <b>(251)</b>
	Summer 2018	Total number of children receiving Pupil Premium funding ( <b>Poole Children in Poole Settings</b> )		<b>138</b>
	Summer 2018	Total number of registered FEE places at Early Years Settings and Childminders		<b>3391</b>  +18
	Autumn 2017	Average price per hour – Day Nursery and Pre School settings (Over 2 years)		<b>£5.41</b>  £0.82
	Spring 2018	Average occupancy rate – Day Nursery and Pre School settings (81% response rate)		

		England		Poole		
Ofsted	Summer 2018	Early years settings rated as “good” or “outstanding” by Ofsted (PVI Settings)	94% (Mar 2018)		98% (Aug 2018)	=
	Summer 2018	Childminders rated as “good” or “outstanding” by Ofsted	94% (Mar 2018)		99% (Aug 2018)	↑ +4%

## APPENDIX G – Summary of data by ward

	Population 0-4s	Number of Early Years Providers	Number of Early Years Places	2 year FEE – average weekly hours	3&4 year FEE – average weekly hours (universal)	3&4 year FEE – average weekly hours (Extended)	Average cost per hour (at PVI settings)	Average cost per hour (at childminders)
Alderney	707	11	280	14	14	13	£4.63	£4.42
Branksome East	489	6	155	15	14	12.5	n/a	£4.25
Branksome West	517	12	237	13	13.5	12	£5.20	£4.50
Broadstone	317	11	122	12	13	11.5	£5.10	£4.34
Canford Cliffs	321	5	154	12.5	13.5	11.5	£5.40	
Canford Heath East	492	19	347	13	14	12.5	£4.40	£4.28
Canford Heath West	395	7	111	13	14	13	£4.89	£4.65
Creekmoor	538	8	187	13	13.5	11	£4.25	£4.38
Hamworthy East	391	6	173	11.5	13.5	12.5	£4.92	£4.32
Hamworthy West	519	7	162	13	14	13	£4.10	£4.40
Merley & Bearwood	462	10	218	12	13	10	£4.76	£4.24
Newtown	765	10	201	13	13.5	12.5	£5.25	£4.24
Oakdale	551	20	310	13	14	13	£5.25	£4.23
Parkstone	622	11	131	13	13	11	£5.56	£4.72
Penn Hill	653	11	251	12	13.5	11.5	£5.00	£4.30
Poole Town	697	7	352	13	13.5	12.5	£5.75	£4.35